



### District Report Card: 2017


<b>State:</b> Assam	<b>District:</b> Hailakandi
<b>Class:</b> 8	<b>Subject:</b> Language
<b>Schools:</b> 51	<b>Students:</b> 1085


### Participation/Coverage


#### Students

<div>GENDER</div> <div></div>	Boys		Girls	
	Number	%	Number	%
	531	48.94	554	51.06

<div>AREA</div> <div></div>	Rural		Urban	
	Number	%	Number	%
	988	91.06	97	8.94

<div>CATEGORY</div> <div></div>	SC		ST		OBC		GEN	
	Number	%	Number	%	Number	%	Number	%
	191	17.60	27	2.49	161	14.84	706	65.07

<div>CWSN</div> <div></div>	LD	VI	HI	S&LD	ID	Oth
	2	0	2	0	0	1

<div>Management</div> <div></div>	Government		Government-aided	
	Number	%	Number	%
	968	89.22	117	10.78

### Average Performance of Students in Language (%)

Overall	Gender		Area		Management		Social Group			
	Male	Female	Rural	Urban	Govt.	Aided	SC	ST	OBC	GEN
59.22	59.51	58.94	59.59	55.46	59.10	60.17	58.67	50.62	59.25	59.69

### Performance on Learning Outcomes (LOs)

Learning Outcomes	Description	Average Performance(%)
L813	Read textual/non-textual materials with comprehension and identifies the details, characters, main idea and sequence of ideas and events while reading	59.22

Range of Performance of Students who Answered Correctly							
Below 30%		30% - 50%		50% - 75%		Above 75%	
Number	%	Number	%	Number	%	Number	%
121	11.15	221	20.37	491	45.25	252	23.23

### Lowest Performing Learning Outcomes (LOs)

1 - Read textual/non-textual materials with comprehension and identifies the details, characters, main idea and sequence of ideas and events while reading (59.22)